


A

DATENFORMAT 1190 x 610 mm
ENDFORMAT 1160 x 580 mm

DATA FORMAT 1190 x 610 mm
FINAL FORMAT 1160 x 580 mm



SCHUTZZONE / SENSITIVE AREA

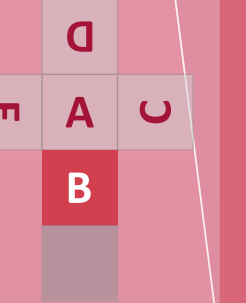
B

DATENFORMAT 1190 x 420 mm
ENDFORMAT 1160 x 390 mm

DATA FORMAT 1190 x 420 mm
FINAL FORMAT 1160 x 390 mm

NAHT (SICHTBAR)
SEAMS (VISIBLE)

KLETTVERSCHLUSS (NICHT SICHTBAR)
VELCRO SEALING (NOT VISIBLE)



SCHUTZZONE / SENSITIVE AREA

C

DATENFORMAT 610 x 420 mm
ENDFORMAT 580 x 390 mm

DATA FORMAT 610 x 420 mm
FINAL FORMAT 580 x 390 mm



NAHT (SICHTBAR)
SEAMS (VISIBLE)

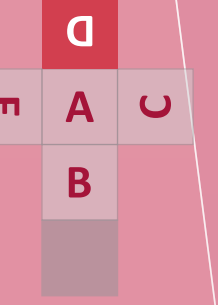
KLETTVERSCHLUSS (NICHT SICHTBAR)
VELCRO SEALING (NOT VISIBLE)

SCHUTZZONE / SENSITIVE AREA

D

DATENFORMAT 1190 x 420 mm
ENDFORMAT 1160 x 390 mm

DATA FORMAT 1190 x 420 mm
FINAL FORMAT 1160 x 390 mm



NAHT (SICHTBAR)
SEAMS (VISIBLE)

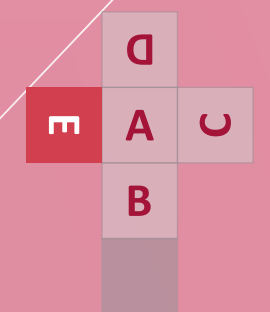
KLETTVERSCHLUSS (NICHT SICHTBAR)
VELCRO SEALING (NOT VISIBLE)

SCHUTZZONE / SENSITIVE AREA

E

DATENFORMAT 610 x 420 mm
ENDFORMAT 580 x 390 mm

DATA FORMAT 610 x 420 mm
FINAL FORMAT 580 x 390 mm



NAHT (SICHTBAR)
SEAMS (VISIBLE)

KLETTVERSCHLUSS (NICHT SICHTBAR)
VELCRO SEALING (NOT VISIBLE)